

2x2 Troffer Recessed

WLT



WLT LED 2x2 Troffer Recessed light

Benefits

- Saving up to 60-70% Compared to High intensity discharge lamps
- Better visibility & uniformity
- Minimum Maintenance

Features

- Efficient Secondary optics
- Adjustable angle
- Selectable power option
- Useful life of 50,000 Hours

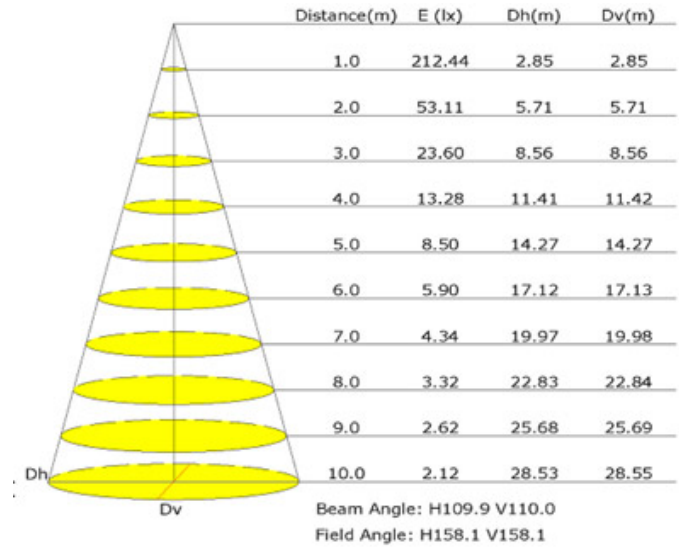
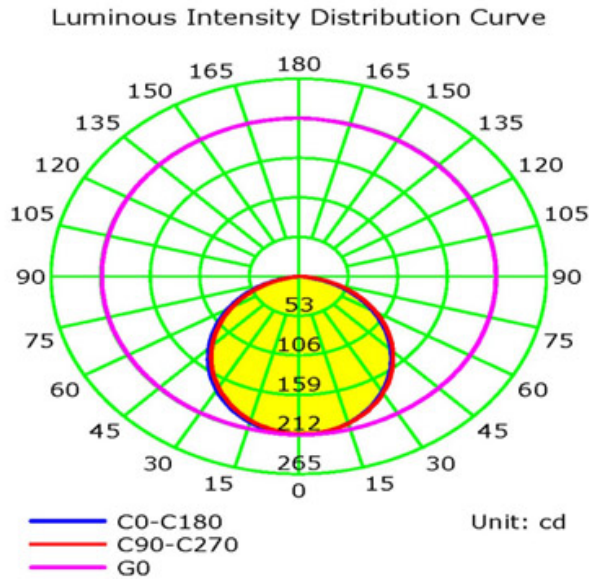
Application

- Commercial Offices
- Residences
- Hotels
- BPO's


Technical Data Sheet of 2x2 Troffer Panel Light

S.No	Technical Parameters	Specified values
Electrical Parameters		
1	Input Voltage range	120 V-270 V AC
2	Rated Wattage	36W/45/60W
3	Power factor	≥ 0.95
4	Total harmonic Distortion (THD)	≤ 10%
5	Driver Efficiency	≥ 92%
6	LED Driving Current	350mA to 500Ma
7	Control Circuit	CCCV Compatible to LED
Optical Parameters		
1	LED Make	OSRAM/NICHIA/CREE/everlight
2	LED Efficacy	≥ 130 Lumen/watt
3	Color Temperature (CCT)	3000 K to 6500K
4	Color rendering Index (CRI)	≥75
5	Total Lumen Output	3450/4350/5850 Lumen
6	Optical Efficiency	≥90%
7	Beam Angle	>120 °
8	Uniformity	>0.33 as per IS 1944
9	LED Life	≥50,000 hours
Mechanical Parameters		
1	Casing	PDC AL
2	Cover	Milky acrylic cover
3	Fixing spares	Spring SS Toggle/ Hanging Arrangement
4	Diffuser Efficiency	≥95%
5	Lens Make	NA
6	Material used for MCPCB	AL. Metal Core
7	PCB type	For Driver Epoxy FR4 & For LED MCPCB
8	Wires & cables	Wires used are Low smoke halogen free & fire retardant
Functional Parameters		
1	Ingress Protection	Entire housing & Driver is IP 54
2	Temperature & humidity	Temperature range -5to 50° and Humidity 10% to 90% RH
3	Aerodynamics	NA
4	Insulation resistance	IR >2MΩ @500VDC
5	High Voltage Test	1.5 VDC for 1 min
6	Endurance test	400V AC for 4 hours
7	High Voltage Protection	Up to 400V
8	Surge Protection	>4KV
9	EMI Protection	Provided
Conformance/ Compliance		
1	IS-16101,IS-16102,IS-16104,IS-16105,IS-16106	Conform
2	IS-10322,	Conform
3	Impact Resistance -	IK-03
4	CE /ROHS	Conform

Photometric data:



Similar Product Picture:



Product	Wattage	Color Temperature	Product Code
LED 2x2 Troffer	36	WW/NW/CW	NPWL2X2Tr36WW/NW/CW
LED 2x2 Troffer	45	WW/NW/CW	NPWL2X2Tr45WW/NW/CW
LED 2x2 Troffer	60	WW/NW/CW	NPWL2X2Tr60WW/NW/CW